

2-Color Display High-Precision us

Digital Pressure Switch

ZSE40A(F)/ISE40A Series

RoHS

How to Order

Rated pressure range

ISE40A -0.1 to 1.000 MPa

For positive pressure

ISE40A - 01 - X - M








For vacuum/ compound pressure

ZSE40A - 01 - Y - M

Rated pressure range

ZSE40A 0.0 to -101.3 kPa
ZSE40AF -100.0 to 100 kPa

Piping specifications

01	R1/8 (With M5 female thread)		R1/8, NPT1/8
N01	NPT1/8 (With M5 female thread)		M5 x 0.8
W1	Rc1/8		Rc1/8, G1/8
WF1*	G1/8*		Rc1/8, G1/8
M5*	M5 x 0.8 (Female thread)		M5 x 0.8
C4*	ø4 One-touch fitting		ø4 One-touch fitting
C6*	ø6 One-touch fitting		ø4, ø6 One-touch fitting

* Made to Order

* Conforming to ISO228-1.

Combination of piping specifications with option 1 and part numbers of options

Option 1			Piping						
Description	Symbol	Part no.	01	N01	W1	WF1	M5	C4	C6
Bracket A	A	ZS-24-A	○	○	○	○	×	×	×
Bracket B	B	ZS-24-B	×	×	○	○	×	×	×
Bracket D	D	ZS-24-D	○	○	○	○	×	×	×
Panel mount adapter	E	ZS-35-C	○	○	×	×	×	×	×
		ZS-35-D	×	×	○	○	○	○	○
Panel mount adapter + Front protective cover	F	ZS-35-F	○	○	×	×	×	×	×
		ZS-35-G	×	×	○	○	○	○	○

Output specifications

X	NPN open collector 2 outputs (with copy function)
Y	PNP open collector 2 outputs (with copy function)
R	NPN open collector 2 outputs + Analog voltage/Auto-shift switching
T	PNP open collector 2 outputs + Analog voltage/Auto-shift switching
S	NPN open collector 2 outputs + Analog current/Auto-shift switching
V	PNP open collector 2 outputs + Analog current/Auto-shift switching

Options 1/Part No.


Part no.	Option
ZS-24-A	Bracket A Mounting screw M3 x 5L, M4 x 5L (2 pcs. for each)
ZS-24-B	Bracket B Mounting screw M4 x 5L (2 pcs.)
ZS-24-D	Bracket D Mounting screw M3 x 5L, M4 x 5L (2 pcs. for each)
ZS-35-C	Panel mount adapter (Piping: For 01/N01)
ZS-35-D	Panel mount adapter (Piping: For W1/WF1/M5/C4/C6)
ZS-35-F	Panel mount adapter + Front protective cover (Piping: For 01/N01)
ZS-35-G	Panel mount adapter + Front protective cover (Piping: For W1/WF1/M5/C4/C6)

Unit specifications

NII	With unit switching function (Note 1)
M	Fixed SI unit (Note 2)
P	With unit switching function (Note 1) (Initial value psi)

Note 1) Under the New Measurement Law, sales of switches with the unit switching function are not allowed for use in Japan.

Note 2) Unit: kPa, MPa



Made to Order

Option 2




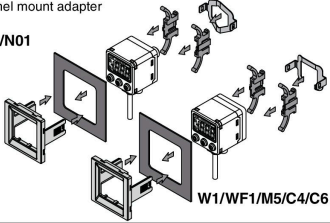
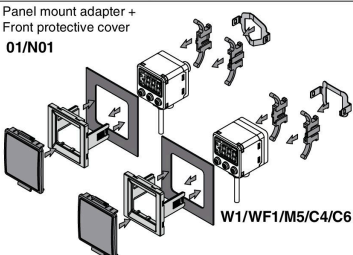
Symbol	Calibration certificate (Note)
NII	—
K	—

Note) All texts in both English and Japanese

Symbol	Specifications/Description
X501	Lead wire length 3 m
X531	M12 4-pin pre-wired connector (Lead wire length 100 mm)

Refer to page 66 for details.

Option 1*

NII	None
A	Bracket A 
B	Bracket B 
D	Bracket D 
E	Panel mount adapter 01/N01 
F	Panel mount adapter + Front protective cover 01/N01 

* Some options are unavailable depending on the piping specifications. Refer to "Combination of piping specifications with option 1 and part numbers of options".

ZSE20
ISE20
ZSE30
ISE30
ZSE40
ISE40
ZSE10
ISE10
ISE70
ZSE80
ISE80
PS
ISA3
ISA2
ISE35
PSE
IS
ISG
ZSM1